

Snapshot of General Household Survey (GHS) Wave 5 - 2024

www.nesgroup.org [X](#) [f](#) [@](#) [in](#) [v](#) [@officialNESG](#)





INTRODUCTION

The Nigeria General Household Survey (GHS) - Panel Wave 5 (2023/2024), conducted by the National Bureau of Statistics (NBS) in collaboration with the World Bank, tracks Nigerian households' socio-economic conditions to understand their resilience. It highlights demographic changes such as a rise in female-headed households (by 3.7 percentage points to 22.3 percent) and strong migration aspirations, with one in four adults considering relocation out of the country. Modest progress in education is noted, with average years of schooling increasing to 5.8 from 5.5, though literacy and access disparities persist, especially in rural areas. Health challenges, including widespread malaria and increasing disability prevalence among older adults, are compounded by healthcare access and cost barriers.

Food security has deteriorated, with two-thirds of households unable to afford nutritious meals due to rising costs and economic shocks. Significant urban-rural disparities are evident, particularly in infrastructure, as rural households report lower electricity access (40.4 percent) and fewer sanitation facilities. Farming dominates income-generating activities, while nonfarm enterprises face challenges such as limited access to electricity and credit. Most enterprises rely on informal savings, with formal registration being rare. Agricultural participation remains high, with seven in ten households engaging in crop farming, primarily cassava and maize. However, limited access to modern inputs and extension services hinders productivity.

The GHS offers several key policy implications for enhancing the conditions and resilience of Nigerian households. These include expanding education access and quality, supporting childhood development, enhancing healthcare accessibility by focusing on disability and ageing population, addressing rising food prices and dietary diversity, empowering the rural economy and expanding extension services to farmers, among others.

This report presents snapshots of the GHS. For the convenience of categorisation, the snapshots are presented in line with the four (4) dimensions of exposure in the multidimensional poverty index: namely, education, health, living standards and work and shocks.

HEALTH DIMENSION

Figure 1: Type of Health Facility Visited (% of Households)

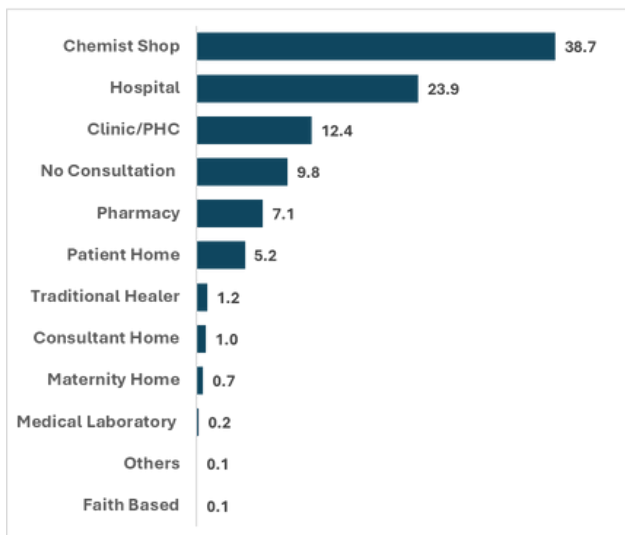


Figure 2: Travel Time to Health Consultation Facility (Minutes to the Facility)

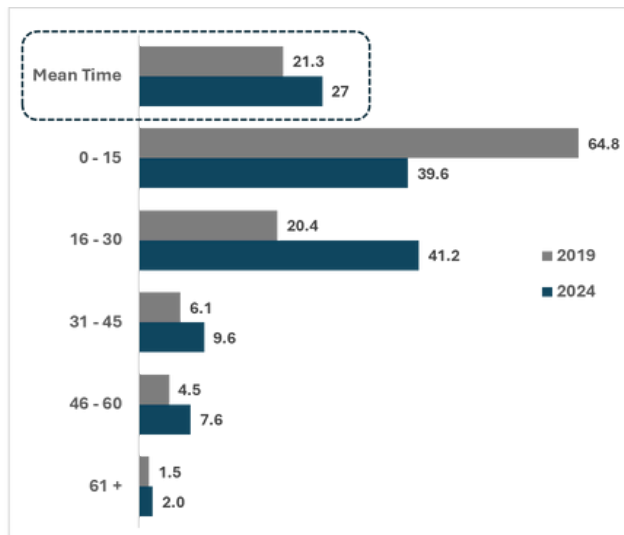


Figure 3: Type of Illness (% of Household Reporting Illness)

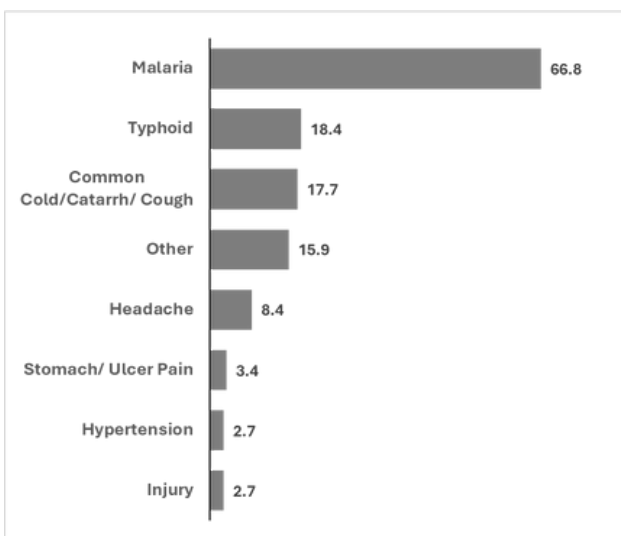
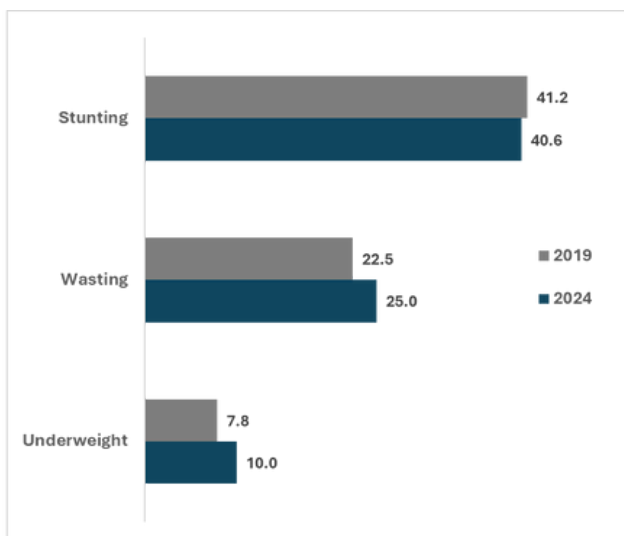


Figure 4: Child Anthropometry - Nutrition (Share of Children Between 6 - 59 Months)



Travel Time to HCF

While the mean time to health care facility remains below standard 30 minutes, it has increased in the 2024 GHS from 21.3 minutes to 27 minutes.



Type of HCF

Self care still dominant among Nigerians with only 23.9 percent visiting the hospital and 12.4 percent visiting clinics and PHCs.



Predominant Illness

Malaria remains the predominant illness Nigerians treat. Meanwhile, stunt growth shows slight decline to 40.6 percent compared with 41.2 percent in 2020.

EDUCATION DIMENSION

Figure 5: Mean Years of Education (Individuals Ages Three and Above)

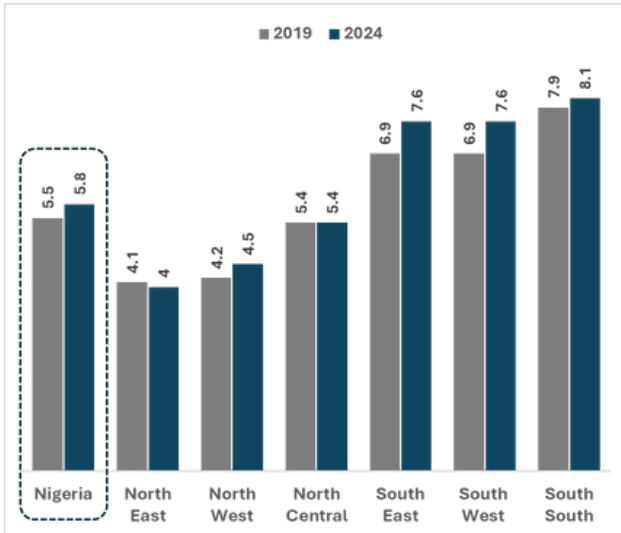


Figure 6: Literacy in Any Language (% of Individuals Ages Five and Above)

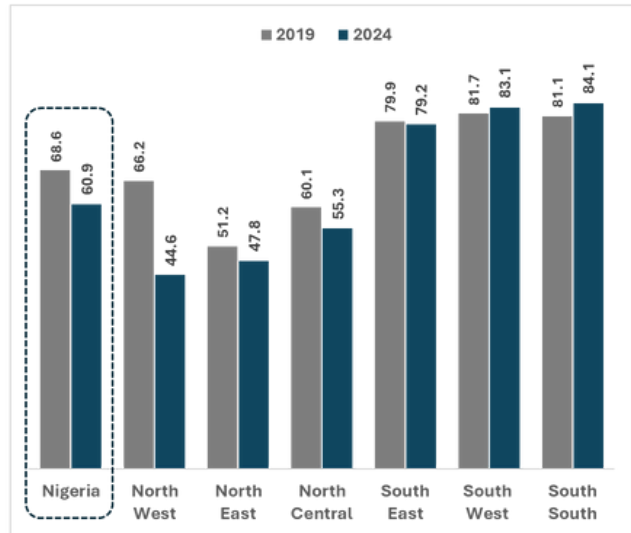
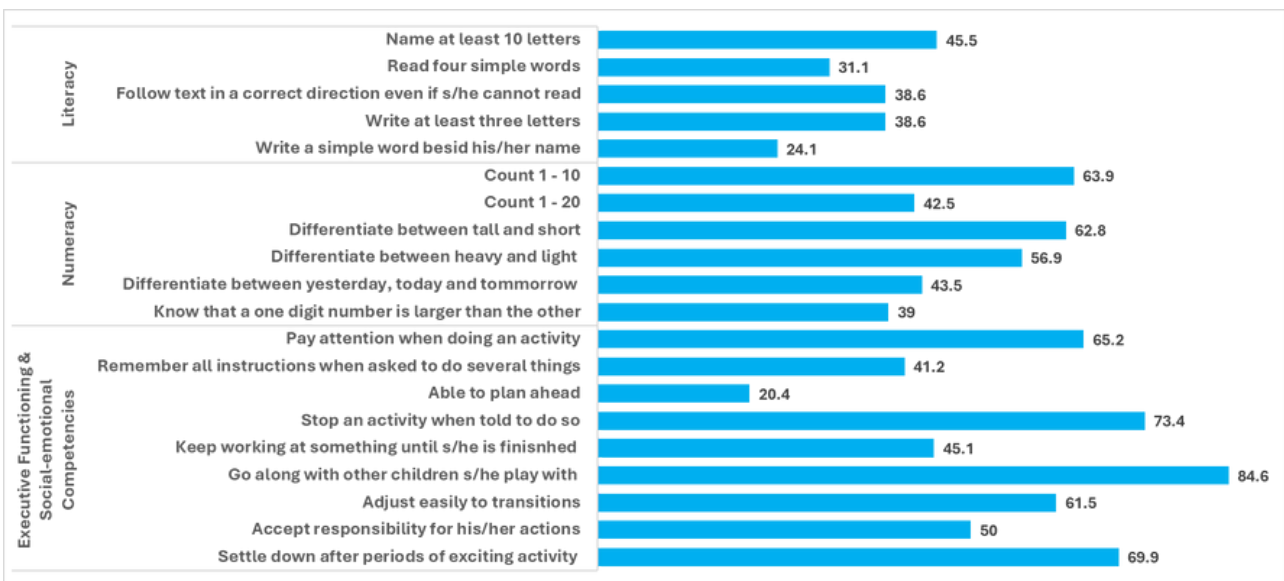


Figure 7: Anchor Items for Early Cognitive Childhood Development (% of Children Ages Four to Six)



Years of Education

Mean year of schooling increased slightly to 5.8 in 2024 from 5.5 year in 2019. The rise is universal across Nigeria - highest in South South and lowest in North East.



Literacy Rate

However, literacy rate decline among Nigerians aged five and above. Changes in literacy rates varied across regions, with a decline in the North and an increase in the South.



Childhood Development

According to the survey, Nigerian children have low literacy rates, while their performance in numeracy and other competencies is higher but varies significantly.

LIVING STANDARDS DIMENSION

Figure 8: Access to Electricity (% of Households)

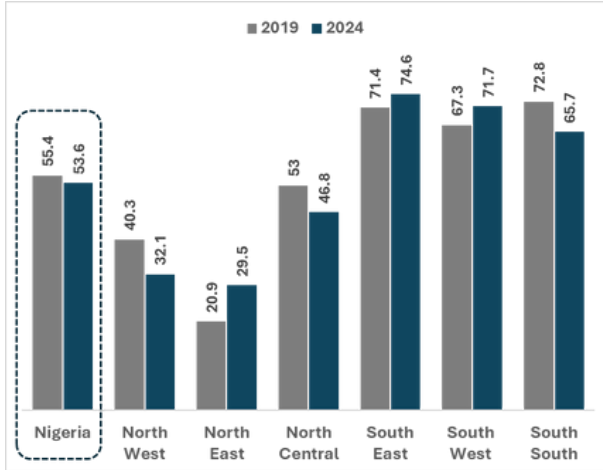


Figure 9: Food Shortage (% of Households)

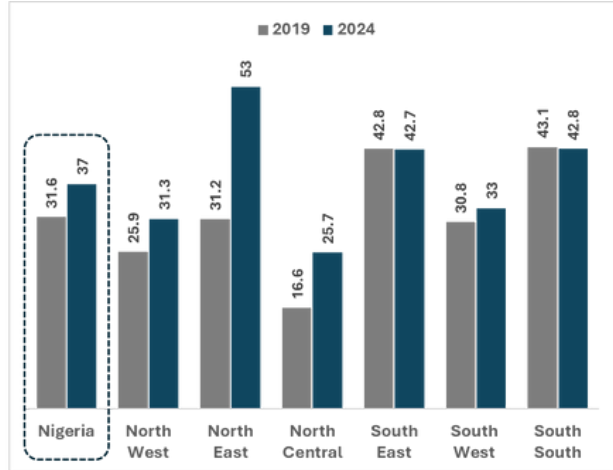


Figure 10: Household Housing Characteristics (% of Households)

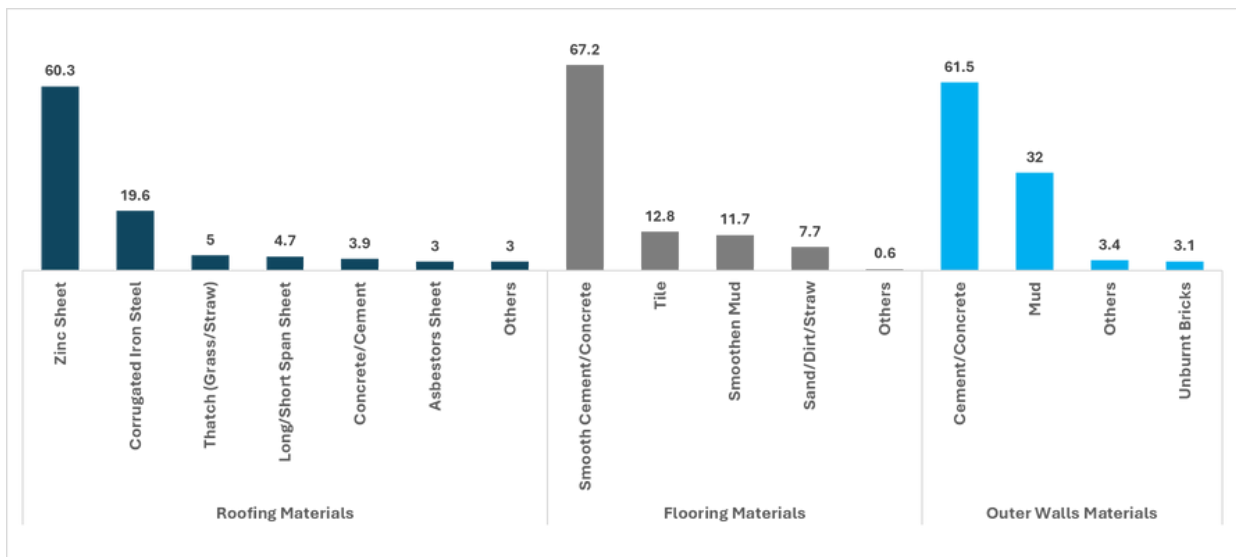
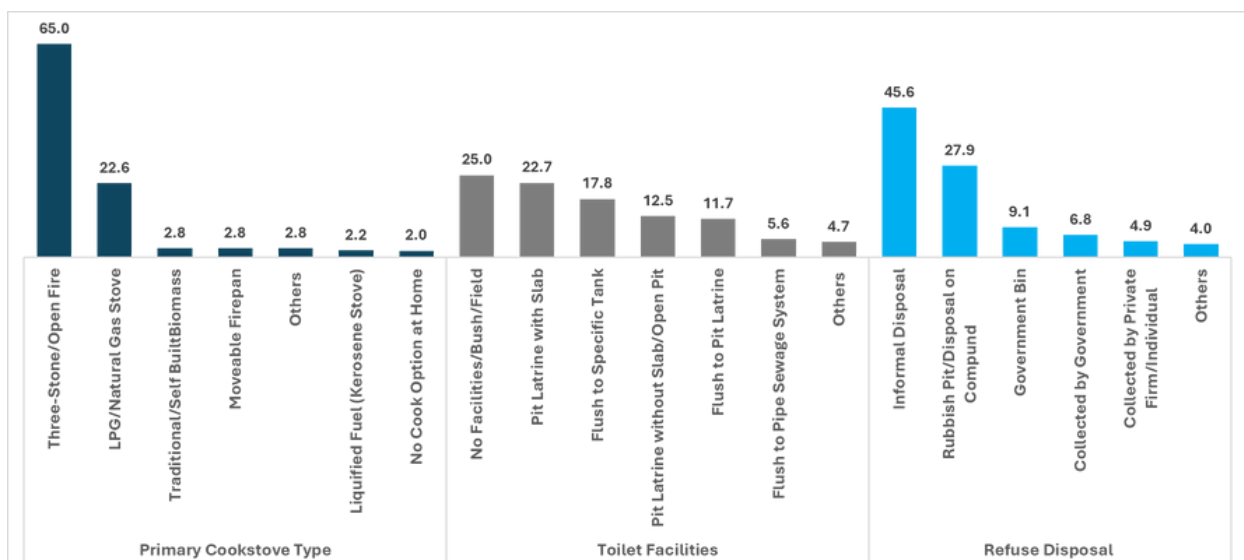


Figure 11: Household Housing Facilities (% of Households)



WORK AND SHOCKS DIMENSION

Figure 12: Household Reporting Economics Shocks (% of Share of Households)

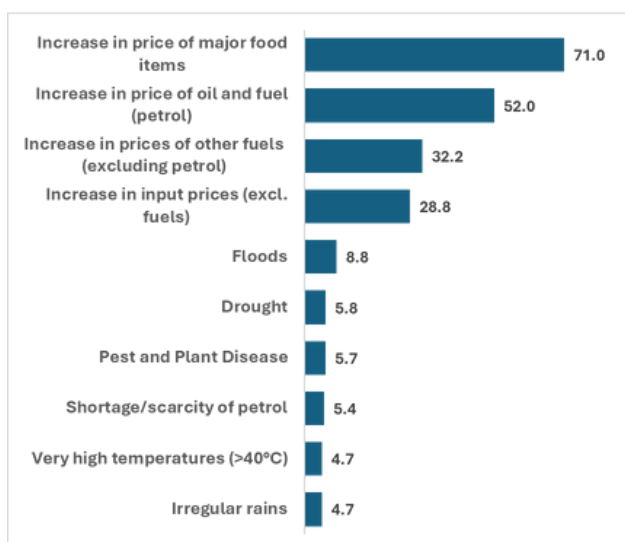


Figure 13: Participation in Labour Activities During the Past 7 Days (% Average Share - 15 to 64 Years Old)

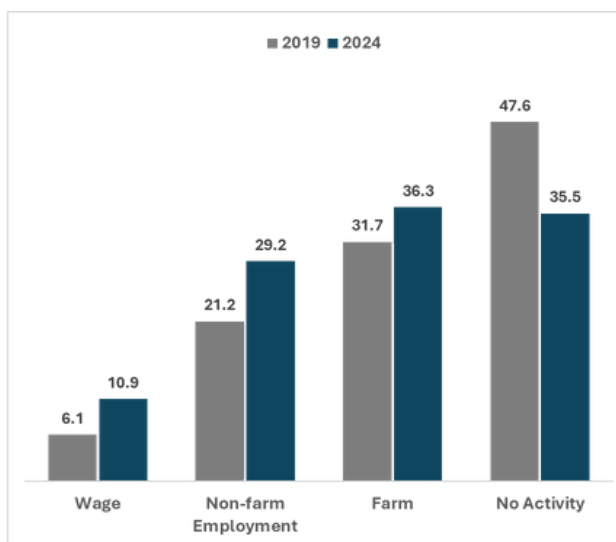


Figure 14: Households With Safety Nets and Types of Assistance (% of Share of Households)

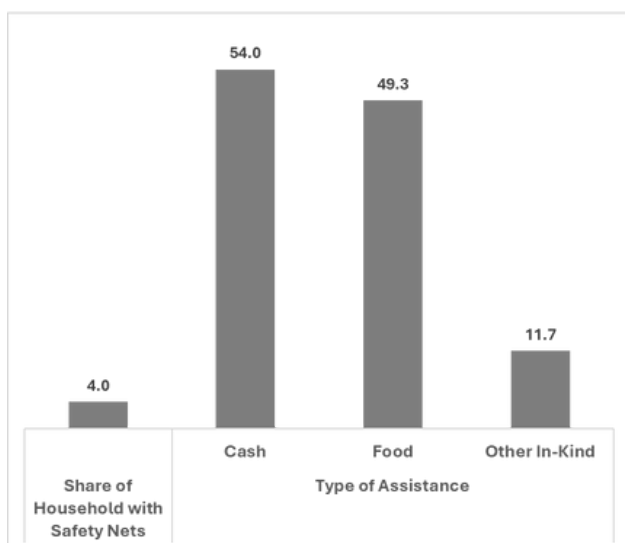
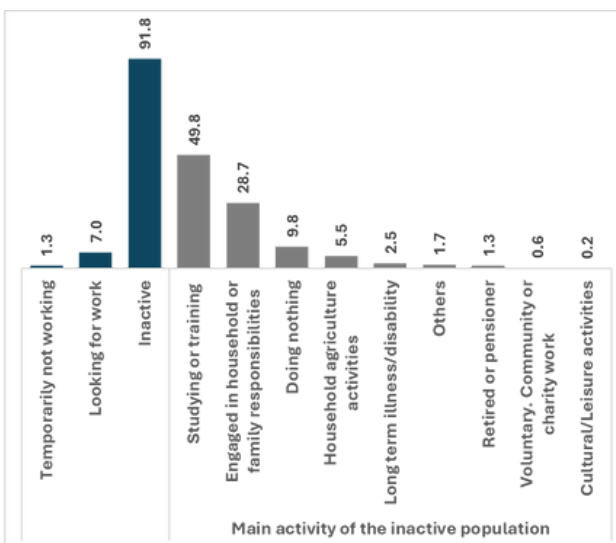


Figure 15: Reason No Activity in the Past 7 Days (% Average Share of Working Age Not Working)



Economic Shocks

Increases in the prices of major food items as well as various types of fuel are the major causes of economic shocks to Nigerian households.



Access to Safety Nets

The proportion of households with access to safety nets remains very low at 4 percent, and the support received is primarily in the form of food and cash.



Labour Participation

The participation of Nigeria's working-age population increased in 2024 compared to 2019. Studying and household responsibilities remain the primary reasons for inactivity.

About the NESG

The NESG is an independent, non-partisan, non-sectarian organisation committed to fostering open and continuous dialogue on Nigeria's economic development. The NESG strives to forge a mutual understanding between leaders of thought to explore, discover and support initiatives to improve Nigeria's economic policies, institutions and management.


Our views and positions on issues are disseminated through electronic and print media, seminars, public lectures, policy dialogues, workshops, specific high-level interactive public-private sessions and special presentations to the executive and legislative arms of government.

**Copyright © 2025
by the Nigerian Economic Summit Group**

All rights reserved. No part of this publication may be reproduced, stored in a retrieval system or transmitted, in any form or by any means, electronic, mechanical, photocopying, or otherwise without the prior permission of the Nigerian Economic Summit Group.

For a deeper conversation, collaboration and additional information with respect to this Report, please contact the following:

NESG Research & Development
research@nesgroup.org

 **THE SUMMIT HOUSE**
6, Oba Elegushi Street,
off Oba Adeyinka Oyekan Avenue,
Ikoyi, Lagos.
P.M.B 71347, Victoria Island, Lagos

 **ABUJA LIAISON OFFICE**
4th Floor, Unity Bank Tower,
Beside Reinsurance Building
Plot 785, Herbert Macaulay Way,
Central Business District, Abuja.

 www.nesgroup.org

 info@nesgroup.org

 +234-01-295 2849

     officialNESG



NESG



NESG